



RHODE ISLAND COLLEGE

*Feinstein School of Education and Human Development
 NCATE Accreditation*

Course Evaluation Summaries

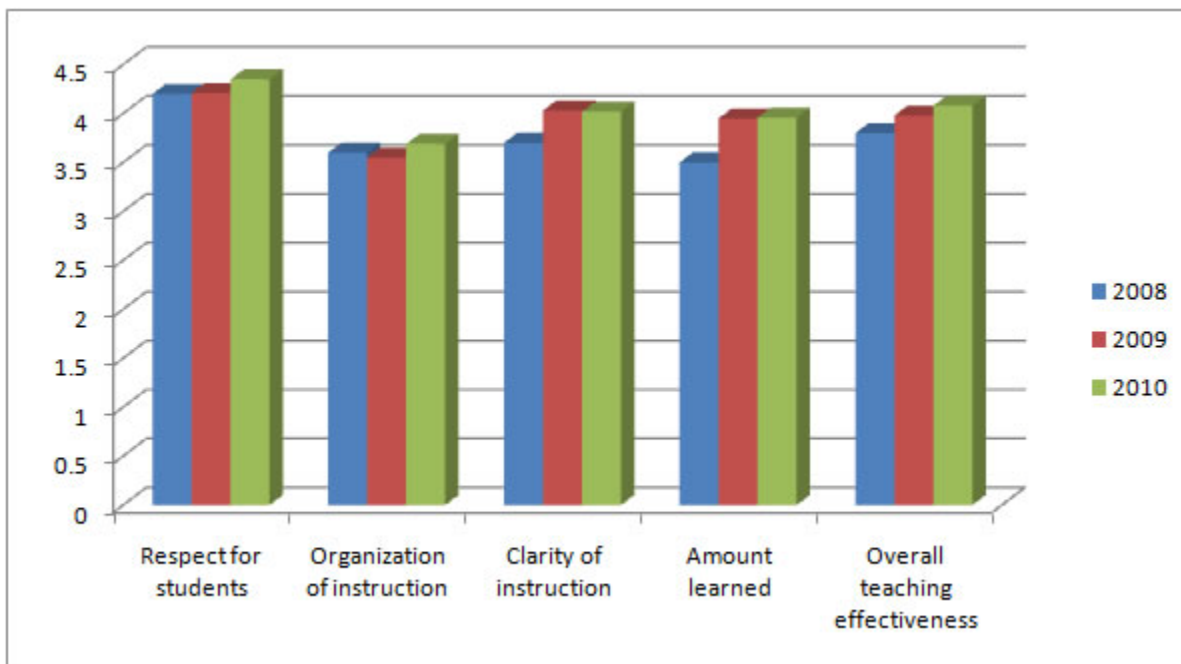
Table of Contents

Special Education	1
Counseling and Educational Psychology	2
Educational Studies	3
Health and physical education	3
Elementary Education	4

SPECIAL EDUCATION

Course Evaluation Means, for the last three calendar years, on a 5-point scale

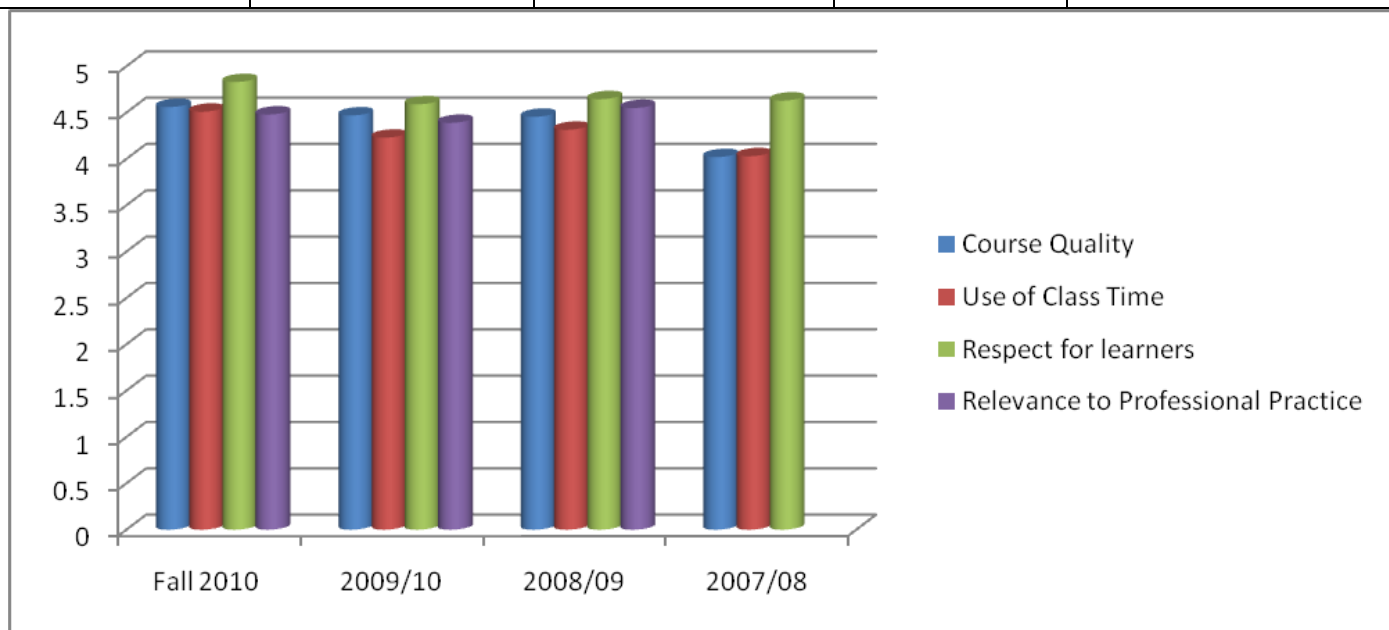
Items	2008	2009	2010
Respect for students	4.2	4.21	4.35
Organization of instruction	3.6	3.55	3.69
Clarity of instruction	3.7	4.03	4.02
Amount learned	3.5	3.95	3.96
Overall teaching effectiveness	3.8	3.98	4.08



COUNSELING AND EDUCATIONAL PSYCHOLOGY

Course Evaluation Means, for the last four academic years, on a 5-point scale, FT faculty only

	Course Quality	Use of Class Time	Respect for learners	Relevance to Professional Practice
Fall 2010	4.56	4.51	4.83	4.48
2009/10	4.47	4.23	4.59	4.39
2008/09	4.455	4.315	4.64	4.55
2007/08	4.02	4.03	4.63	n/a



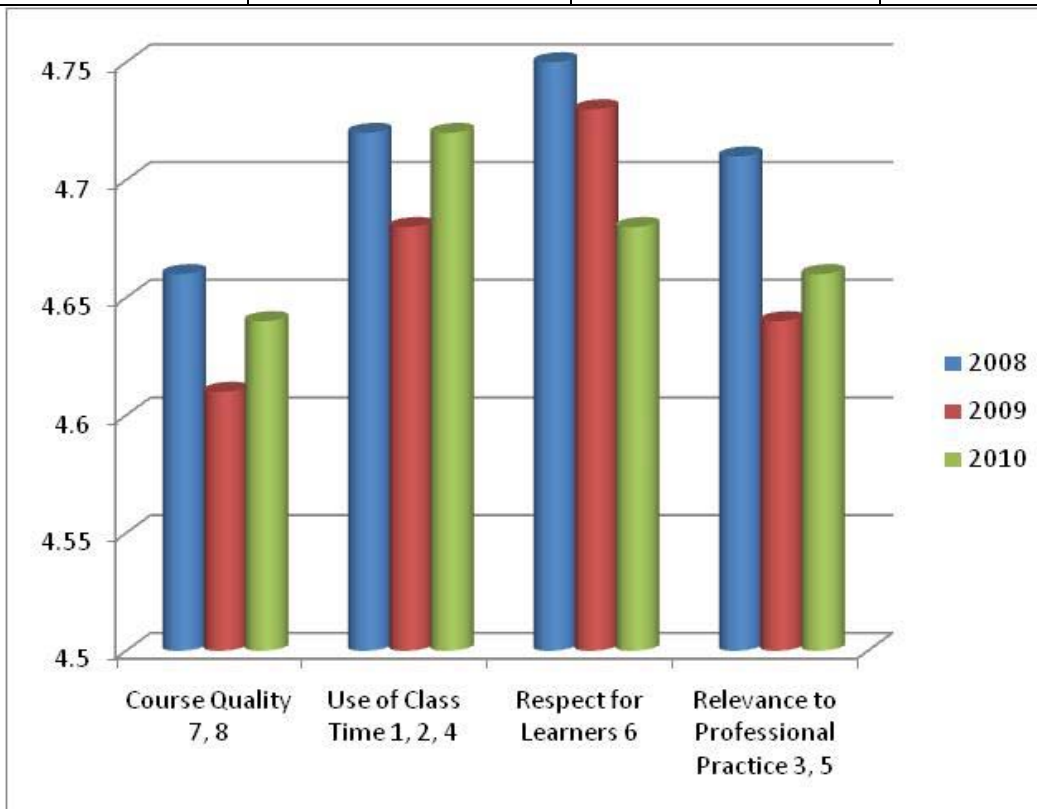
EP faculty evaluations – adjunct faculty

C	Course Quality	Use of Class Time	Respect for learners	Relevance to Professional Practice
Fall 2010	4.02	4.01	4.51	3.99
2009/10	4.14	4.16	4.59	4.1
Fall 2008	4.35	4.34	4.65	4.53
Spring 2009	4.05	4.08	4.58	4.43
2007/08	3.78	4.12	4.55	

EDUCATIONAL STUDIES

2008-2010, 5-point scale

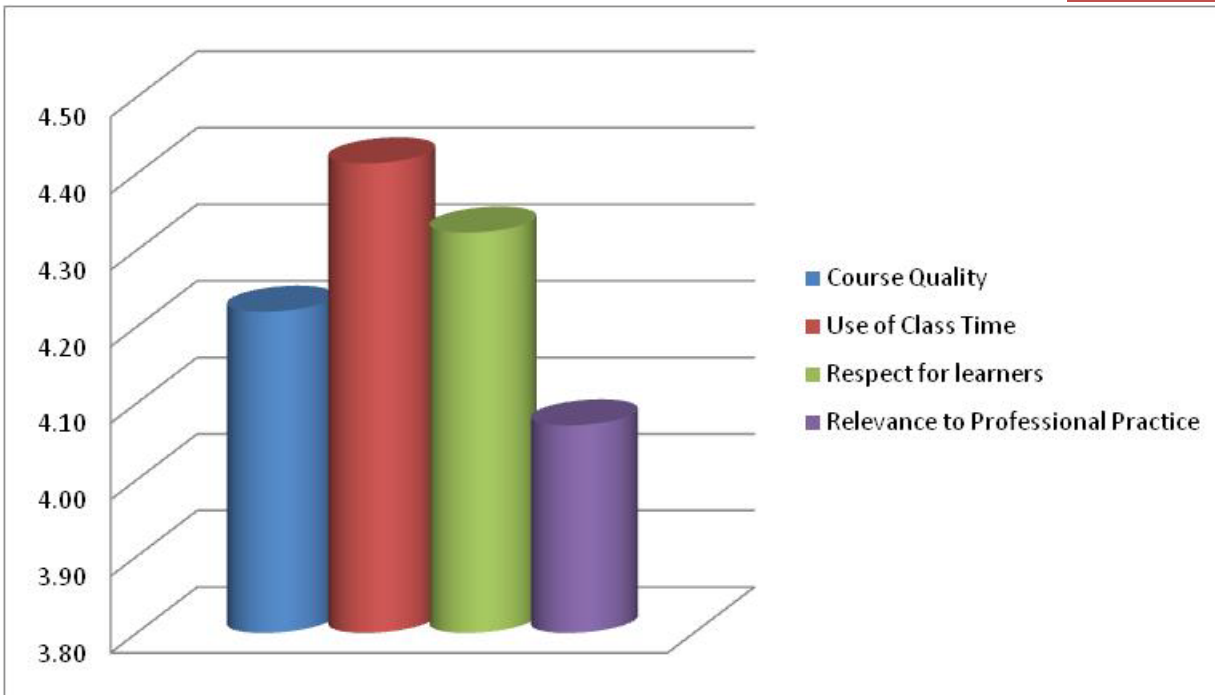
<i>Year/Items</i>	<i>Course Quality 7, 8</i>	<i>Use of Class Time 1, 2, 4</i>	<i>Respect for Learners 6</i>	<i>Relevance to Professional Practice 3, 5</i>
2008	4.66	4.72	4.75	4.71
2009	4.61	4.68	4.73	4.64
2010	4.64	4.72	4.68	4.66



HEALTH AND PHYSICAL EDUCATION

Fall 2009-Fall 2010, a 5-point scale

Item	Course Quality	Use of Class Time	Respect for learners	Relevance to Professional Practice
Mean	4.22	4.41	4.32	4.07



ELEMENTARY EDUCATION

Indicators	Knowledge	Communication	Organization	Motivation	Respect	Effectiveness	Value of course
2009	4.68	4.33	4.09	4.22	4.52	4.26	4.37
2010	4.65	4.30	4.04	4.14	4.59	4.23	4.32

