



RHODE ISLAND COLLEGE

FEINSTEIN SCHOOL OF EDUCATION AND HUMAN DEVELOPMENT
NCATE ACCREDITATION

FACULTY QUALIFICATIONS

Table of Contents

METHOD.....	1
DEGREES.....	2
YEARS OF PROFESSIONAL EXPERIENCE.....	3
LICENSURE STATUS.....	4

METHOD

In the Spring 2011, an e-mail invitation was sent to full time (N=81) and currently teaching part-time faculty (N=149) to complete a [survey](#). The question were designed to include demographic information not already available through other institutional sources and AIMS, and additional information about collaborative projects (included in a separate report). Full time faculty received two reminders, while part-time faculty received none. 118 responses were received, the response rate of 51%, with subset of Full time faculty responding at 99% rate. It is fair to represent the sample as consisting on all full time, and the most active part of the part time faculty.

Your info

Last: First: Department:

Years of professional experience

Full time or equivalent

College-level:

K-12:

Other:

Have you ever had a teaching license?

No

Yes, State(s):

Collaborative activities in the last three years (2008/09, 2009/10, 2010/11)

Project title/brief description	Started	Ended/will end	Primary partner(s)
<input type="text"/>	<input type="text"/>	<input type="text"/>	<input type="text"/>

Partner type:

Primary purpose:

How many educators were impacted?:

Grant-funded?

No

Yes; funding agency:

Comments, if any. Paste links to any media coverage.

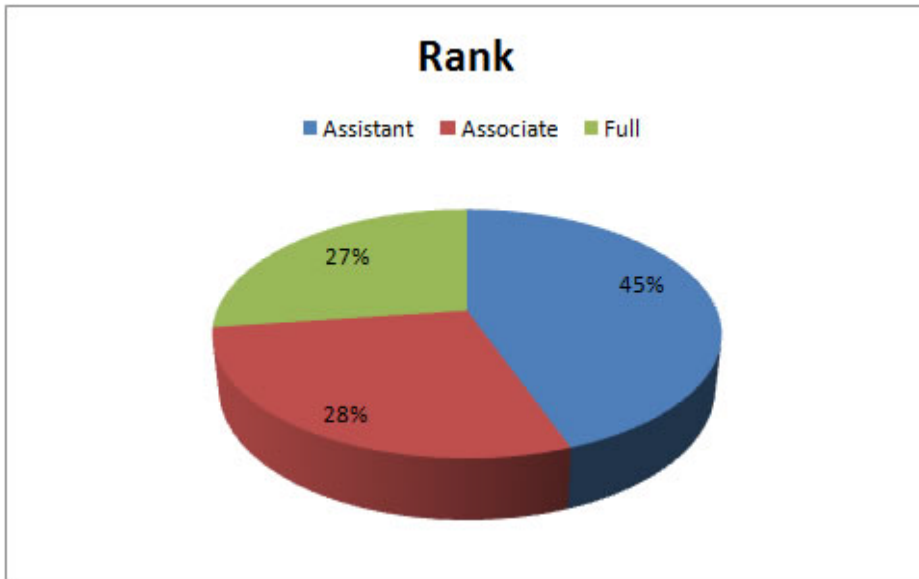
DEGREES

Full-time faculty qualifications¹

¹ This section's data was retrieved from the internal database, and was not a part of the survey.

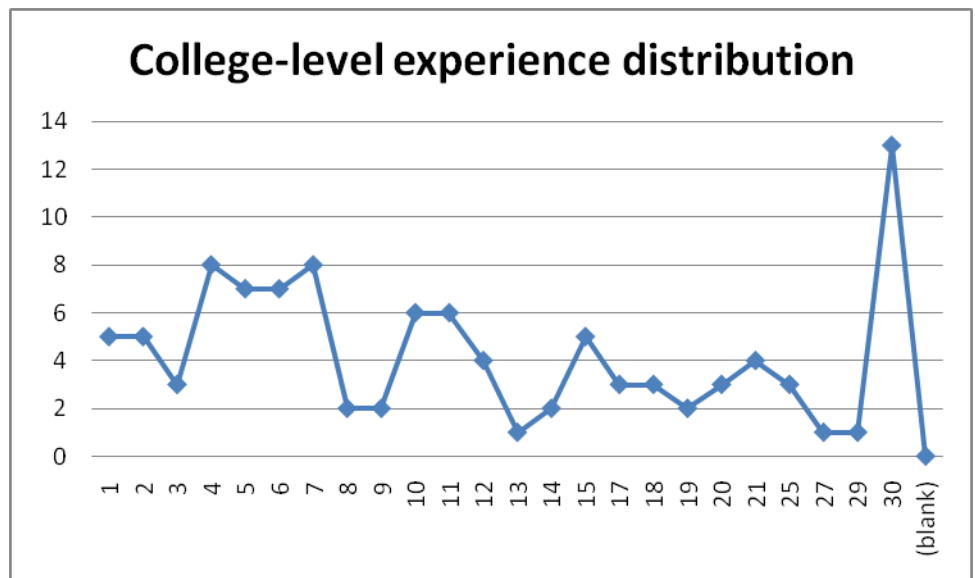
Department	Total Faculty	# with Doctorate	% with Doctorate	Assistant Professor	Associate Professor	Professor
Counseling and Educational Psychology	12	12	100	8	3	1
Educational Studies	28	27	96.43	12	8	8
Elementary Education	20	20	100.00	5	6	9
Health and Physical Education	11	10	90.91	5	4	2
Special Education	10	10	100.00	6	2	2
TOTAL	81	79	97.5	36	23	22

The Unit was able to maintain a healthy balance among junior and senior faculty



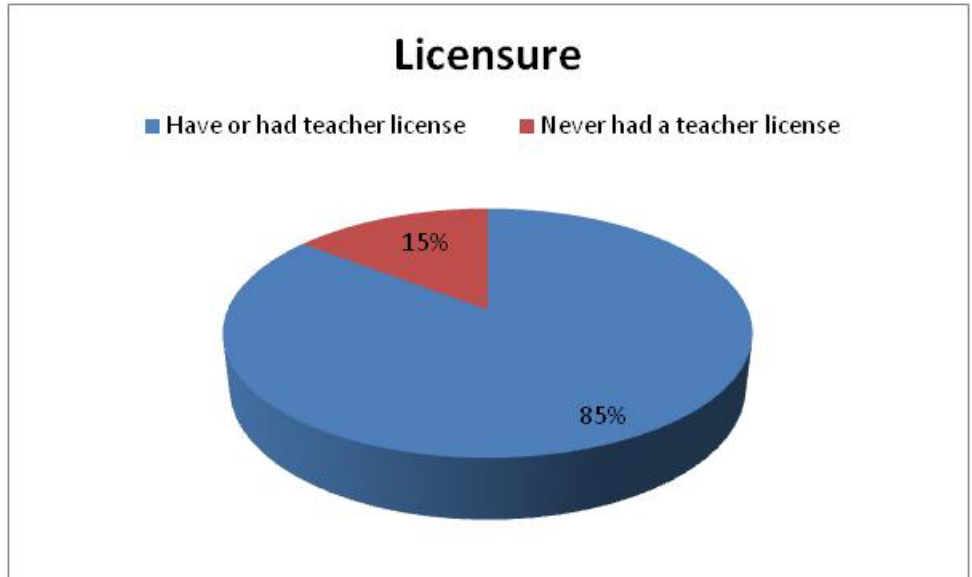
YEARS OF PROFESSIONAL EXPERIENCE

Type	Mean years	Total years
College-level	12.70	1050
K-12	11.15	869
Other	4.88	396



LICENSURE STATUS

- Faculty who had or have a teacher license: 94
- Faculty who have never had a teacher license: 16



States in which faculty have licenses (more than one per individual is possible)			Faculty that are licensed in more than one state	
State	N			
CA	1			
CT	5			
FL	7			
Foreign	1			
IN	5			
MA	20			
MI	4			
NJ	2			
NV	2			
NY	14			
OH	2			
PA	3			
RI	60			
TN	2			
TX	1			
TX	4			
Utah	1			
VT	3			
WA	1			
WI	1			
Grand Total	139			

N of states	N of faculty
5 states	1
At least 4	2
At least 3	10
At least 2	34
At least 1	94